

Animal Intakes Over COVID-19 2020, 2021, 2022



Start Date: January 01, 2020
End Date: December 31, 2020

CAON09 Simcoe and District Humane Society	Your Shelter					
	Dog		Cat		Other	
	< year	year+	< year	year+		
Intakes That were:						
Previously Altered	4	5	28	55	12	
Totals by Intake						
Clinic	0	0	127	69	2	
Owner Surrender	1	6	54	67	8	
Return	0	0	1	2	3	
Seized	1	3	11	4	21	
Service	4	4	6	12	2	
Stray	0	5	176	65	16	
Transfer	25	0	1	4	21	
Wildlife	0	0	0	0	18	
Total	31	18	376	223	91	



Start Date: January 01, 2021
End Date: December 31, 2021

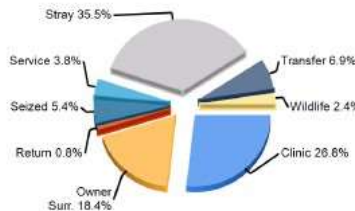
CAON09 Simcoe and District Humane Society	Your Shelter					
	Dog		Cat		Other	
	< year	year+	< year	year+		
Intakes That were:						
Previously Altered	0	8	45	71	4	
Totals by Intake						
Clinic	0	1	97	99	0	
Owner Surrender	0	12	83	63	14	
Return	0	0	6	5	1	
Seized	0	3	26	2	1	
Service	0	7	12	13	46	
Stray	0	1	111	49	6	
Transfer	0	0	0	3	0	
Wildlife	0	0	0	0	1	
Total	0	24	335	234	69	



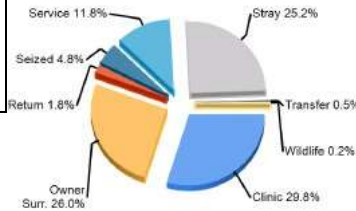
Start Date: January 01, 2022
End Date: December 31, 2022

CAON09 Simcoe and District Humane Society	Your Shelter					
	Dog		Cat		Other	
	< year	year+	< year	year+		
Intakes That were:						
Previously Altered	1	13	35	127	5	
Totals by Intake						
Clinic	12	22	143	121	1	
Owner Surrender	1	3	109	97	6	
Return	0	0	2	1	0	
Seized	1	0	12	8	0	
Service	2	6	9	32	11	
Stray	0	0	132	73	9	
Transfer	10	1	4	3	3	
Wildlife	0	0	0	0	1	
Total	26	32	411	335	31	

485
Spay/Neuter
Surgeries

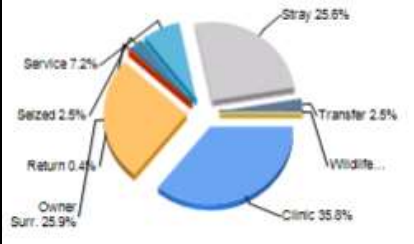


425
Spay/Neuter
Surgeries



411
Spay/Neuter
Surgeries

Over 140 on
waiting lists
to be done



2020 - Total of 40 animals still in care from 2019
Following all Government and Shelter care guidelines for COVID-19
739 Animals were admitted into our programs.
Objective: to help families keep their pets and lower shelter intake. Over 60 pets (30+ families) were assisted with food and supplies.
332 Adoptions, 183 Clinic Animals (Spay/Neuter or Wellness), 41 animals returned to owner, the rest fell into owner/service programs.

2021 – Total of 96 animals still in care from 2020 including 33 Foster2Adopt Animals and 36 Bunnies
662 Animals were admitted into our programs
Objective: to help more families keep their pets and lower shelter intake. Again, over 60 pets (30+ families) were assisted with food and supplies.
304 Adoptions, 179 Clinic Animals (Spay/Neuter or Wellness), 69 animals returned to owner, the rest fell into owner/service programs.

2022 – Total of 66 Animals still in care from 2021 including 24 Foster2Adopt Animals 2 budgies, 14 Rabbits, 2 horses, 4 guinea pigs, 39 cats
845 Animals were admitted into our programs
Objective: to help more families keep their pets and lower shelter intake. Again, over 50 pets (30+ families) were assisted with food and supplies.
321 Adoptions, 252 Clinic Animals (Spay/Neuter or Wellness), 75 animals returned to owner, the rest fell into owner/service programs.
Beginning Count of 2023 – Total of 89 Animals, 67 cats, 3 Rabbits, 17 Dogs, 2 Guinea Pigs